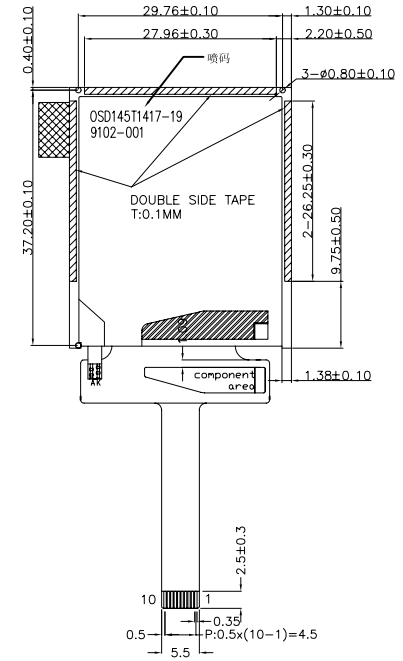
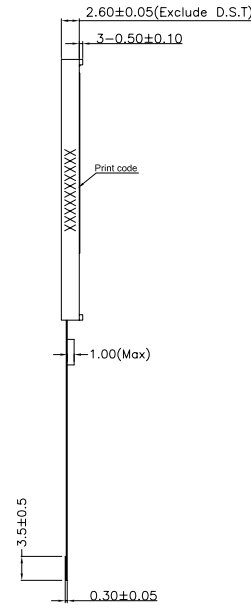
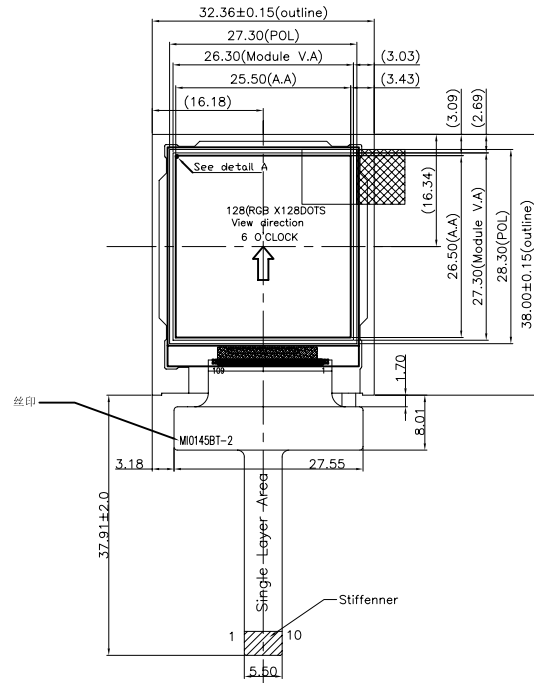
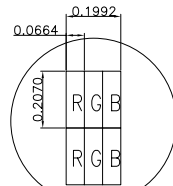




No:	PIN NAME
	A
2	K
3	SPI3W/SPI4W
4	VDD
5	VSS
6	/CS
7	RESET
8	SDA
9	SCL
10	RS



LED CIRCUIT DIAGRAM



Detail: A
Scale: 40:1

NOTES:

- 1.Display Type: TFT
- 2.Backlight:1-chips LED
- 3.Viewing Angle: 6 o'clock;
- 4.Driver IC: ST7735S
- 5.Interface:3-wire/4-wire SPI
- 6.General Tolerance: ±0.2
- 7.Requirements on Environment Protection: RoHS compliant
- 8.Recommended Case Open Area should be less than Module V/A.

CUSTOMER APVL	CUSTOMER	DATE	
DRAWN	SCALE	TITLE	
DFTG CHK	UNIT	MI0145BT-2	
ENGR CHK	mm	MODEL	
APPROVAL			
MULTI-INNO TECHNOLOGY CO.,LTD.		DWG NO V02	PAGE 1/1