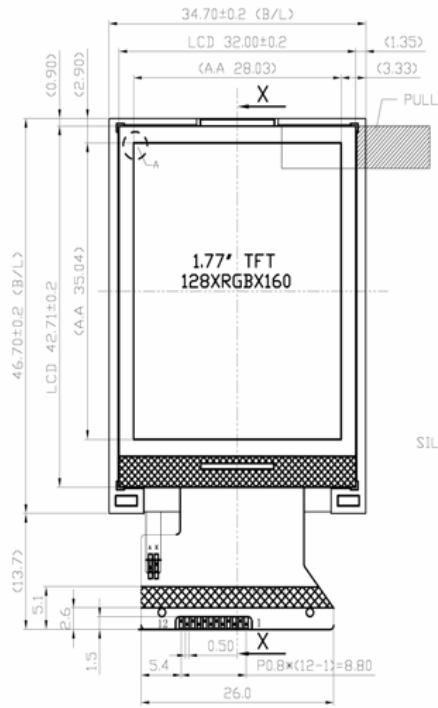

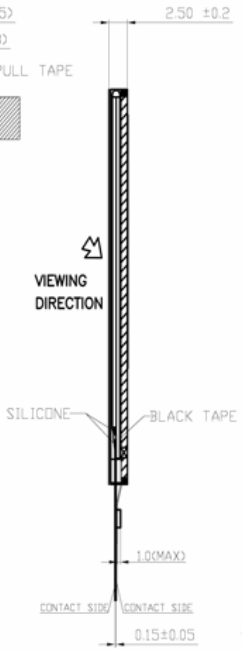

SECTION XX

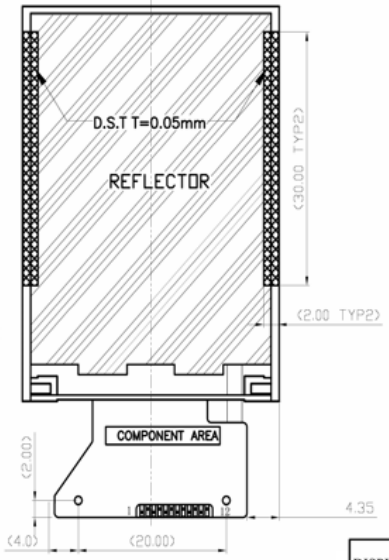

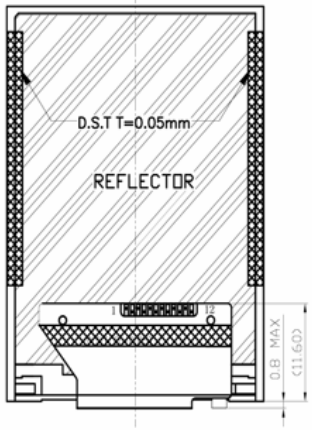

AFTER BENDING FOR
CTM REFERENCE

PINS ASSIGNMENT:

PIN	SYMBOL
1	GND
2	LEDK
3	LEDA
4	GND
5	RESET
6	A0
7	SDA
8	SCK
9	VCC
10	IOVCC
11	CS
12	GND

DISPLAY TYPE	TFT,65K TRANSMISSIVE	
DISPLAY RESOLUTION	128 X RGB X 160	
VIEWING ANGLE	12 O' CLOCK	
MUX RATIO	1/160 DUTY	
LCD CONTROLLER/DRIVER	ST7735R	
LOGIC VOLTAGE/ANALOGIC	1.8V&2.8V	
OPERATING TEMPERATURE	-20°C TO +70°C	
STORAGE TEMPERATURE	-30°C TO +80°C	
BACKLIGHT	TYPE	LED05
	COLOR	White
	COORDINATE	--
	DRIVING VOLTAGE	~3.2V@30mA
	LUMINANCE(cd/m²) (ON THE BACKLIGHT SURFACE) Min.	--
	Typ.	2200
	Max.	--

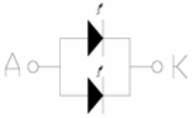

CIRCUIT DIAGRAM

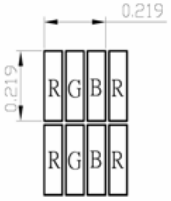

DETAIL A

(DOT SIZE FOR CUSTOMER REFERENCE ONLY)

NOTES:

1. ◇ : SPECIAL CHARACTERISTIC
2. + : SAFETY CHARACTERISTIC
3. ▽ : CRITICAL DIMENSION
4. (...) : REFERENCE DIMENSION
5. RoHS compliant.

CUSTOMER APVL	CUSTOMER	DATE	
DRAWN	SCALE X.X ±0.3 X.XX ±0.1 ANGULAR:±1°	TITLE MI0177J1T-1	
DFTG CHK			
ENGR CHK	UNIT mm	MODEL	
APPROVAL			
MULTI-INNO TECHNOLOGY CO.,LTD.		DWG NO	PAGE 1/1