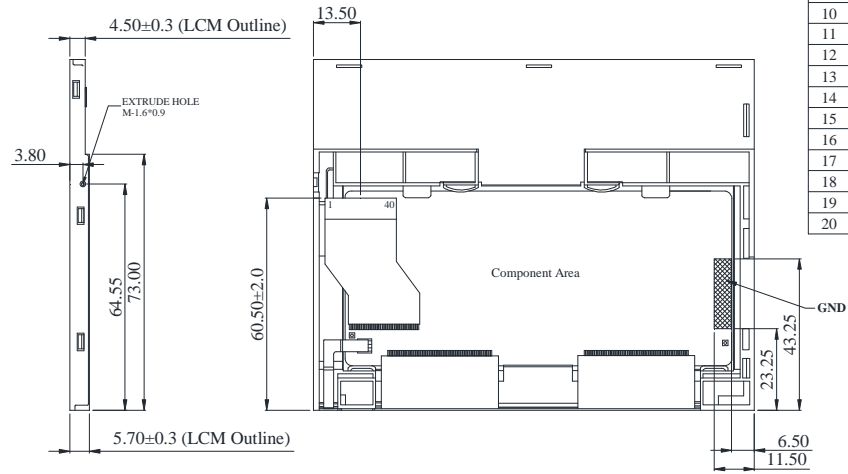
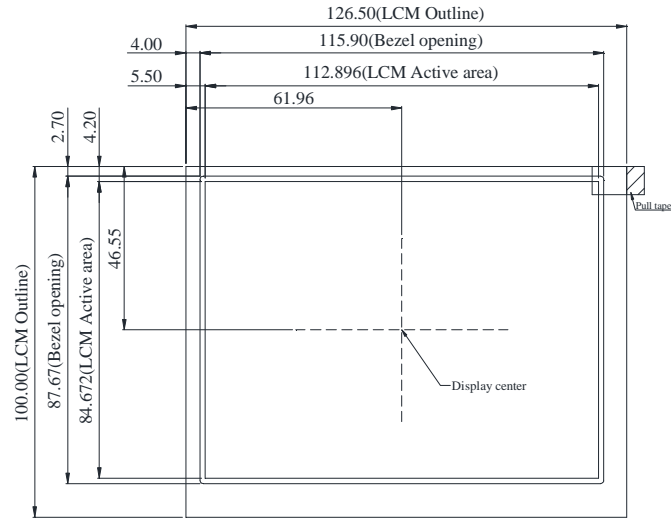
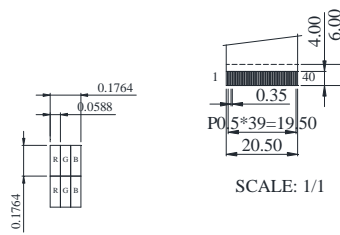


Contour Drawing



PIN NO.	SYMBOL	PIN NO.	SYMBOL
1	VLED	21	G5
2	VLED	22	G4
3	ADJ	23	G3
4	GLED	24	GND
5	GLED	25	G2
6	VCC	26	G1
7	VCC	27	G0
8	MODE	28	GND
9	DE	29	R5
10	VS	30	R4
11	HS	31	R3
12	GND	32	GND
13	B5	33	R2
14	B4	34	R1
15	B3	35	R0
16	GND	36	GND
17	B2	37	DCLK
18	B1	38	GND
19	B0	39	L/R
20	GND	40	U/D



SCALE: 1/1

SCALE: 50/1

The non-specified tolerance of dimension is ±0.3mm.